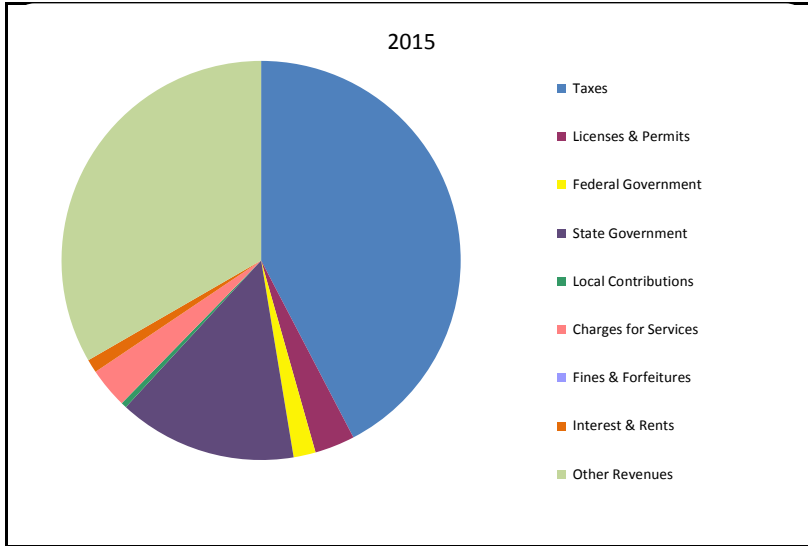


## CITIZENS' GUIDE TO LOCAL UNIT FINANCES - Portage - Kalamazoo

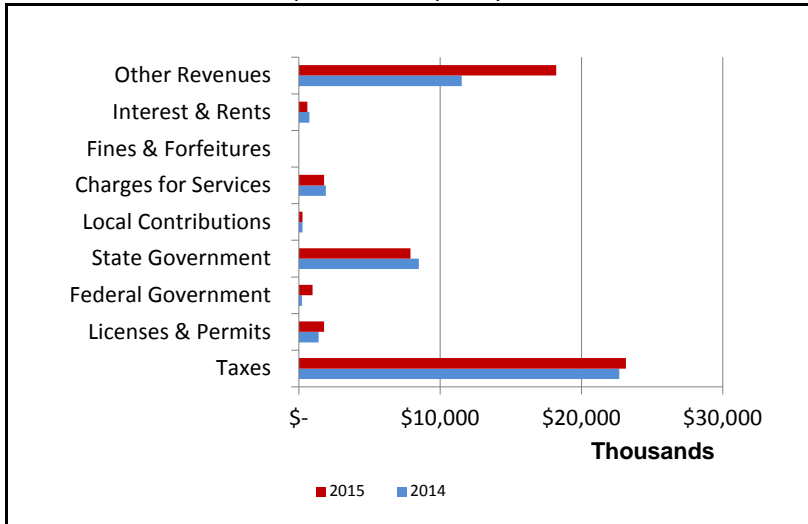
### 1. Where our money comes from (all governmental funds)



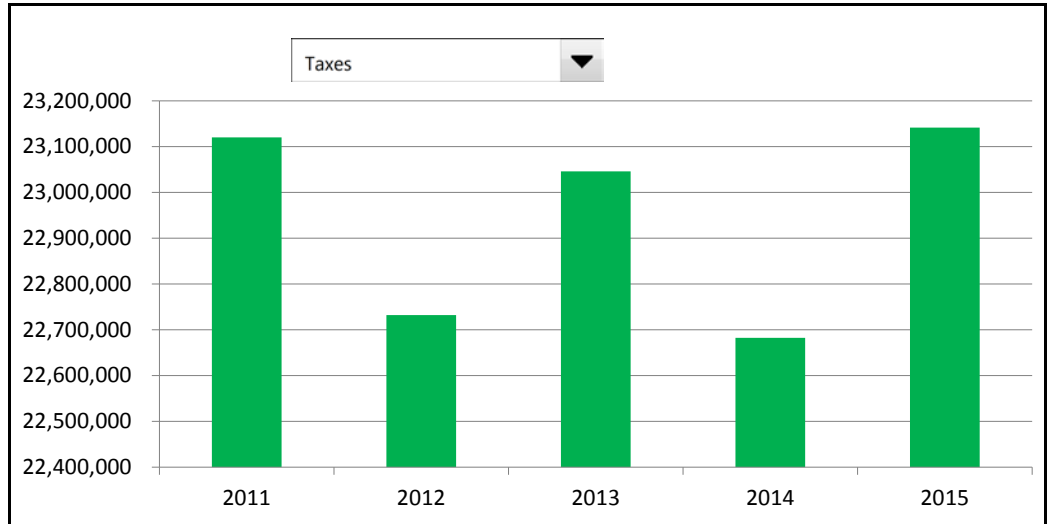
### 2. Compared to the prior year

	2014	2015	Change
Taxes	\$ 22,682,674	\$ 23,141,468	2.02%
Licenses & Permits	\$ 1,396,231	\$ 1,777,495	27.31%
Federal Government	\$ 211,156	\$ 978,265	363.29%
State Government	\$ 8,482,443	\$ 7,903,983	-6.82%
Local Contributions	\$ 260,577	\$ 247,365	-5.07%
Charges for Services	\$ 1,914,857	\$ 1,786,369	-6.71%
Fines & Forfeitures	\$ -	\$ -	N/A
Interest & Rents	\$ 754,820	\$ 596,007	-21.04%
Other Revenues	\$ 11,531,427	\$ 18,213,718	57.95%
<b>Total Revenues</b>	<b>\$ 47,234,185</b>	<b>\$ 54,644,670</b>	<b>15.69%</b>

### 3. Revenue sources - compared to the prior year



### 4. Historical trends of individual sources

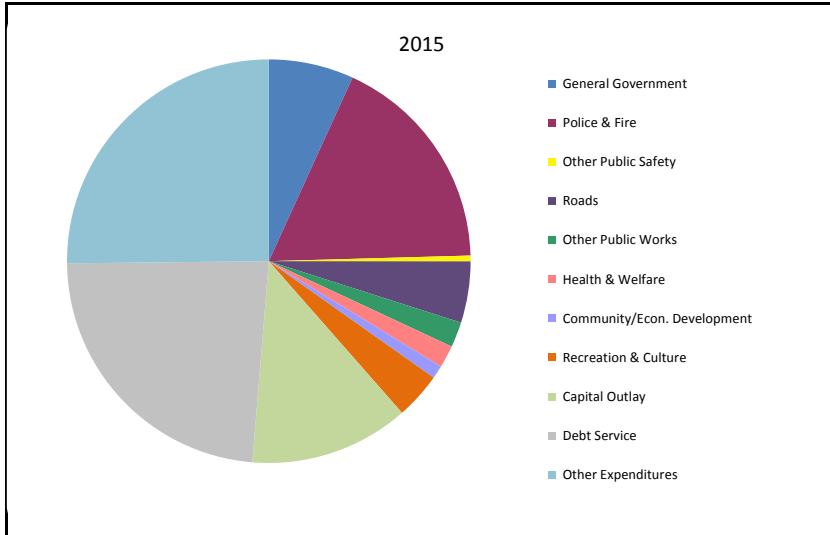


Commentary:

For more information on our unit's finances, contact Wm K Furry at 269-324-9267.

## CITIZENS' GUIDE TO LOCAL UNIT FINANCES - Portage - Kalamazoo

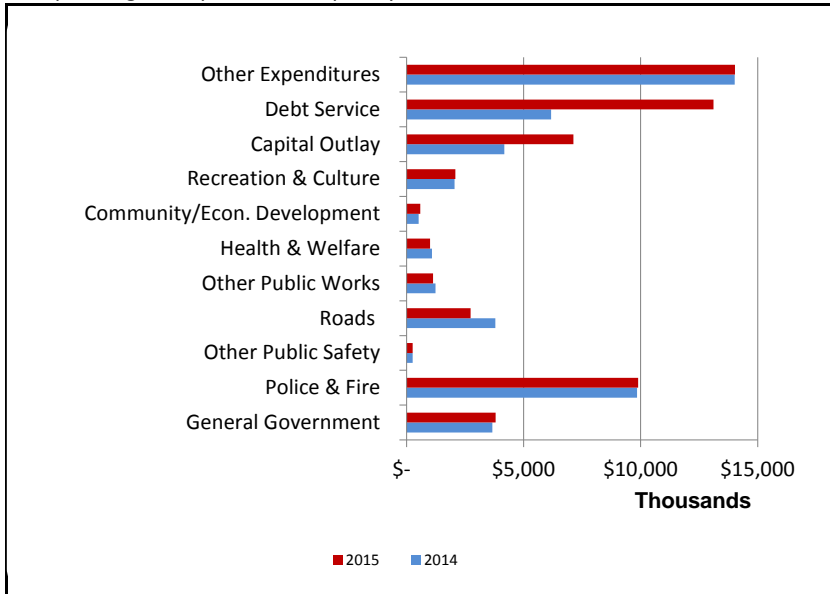
### 1. Where we spend our money (all governmental funds)



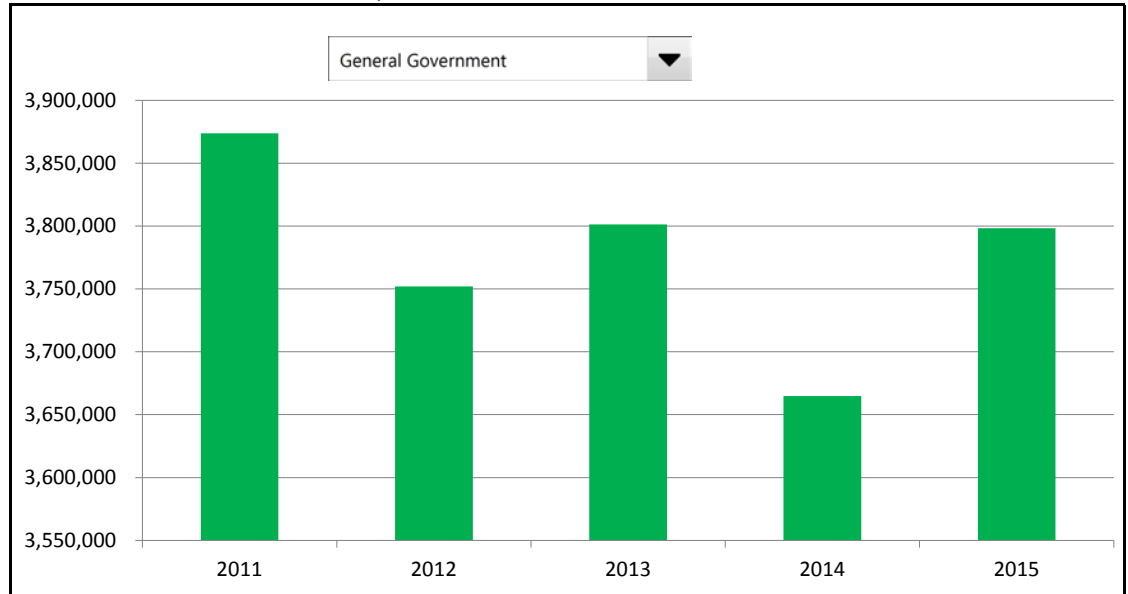
### 2. Compared to the prior year

	2014	2015	Change
General Government	\$ 3,664,745	\$ 3,798,229	3.64%
Police & Fire	\$ 9,840,091	\$ 9,888,706	0.49%
Other Public Safety	\$ 254,033	\$ 257,593	1.40%
Roads	\$ 3,786,523	\$ 2,735,217	-27.76%
Other Public Works	\$ 1,232,333	\$ 1,130,911	-8.23%
Health & Welfare	\$ 1,081,218	\$ 999,025	-7.60%
Community/Econ. Development	\$ 512,836	\$ 583,448	13.77%
Recreation & Culture	\$ 2,052,840	\$ 2,083,007	1.47%
Capital Outlay	\$ 4,170,805	\$ 7,122,037	70.76%
Debt Service	\$ 6,173,192	\$ 13,113,913	112.43%
Other Expenditures	\$ 14,014,057	\$ 14,031,251	0.12%
<b>Total Expenditures</b>	<b>\$ 46,782,673</b>	<b>\$ 55,743,337</b>	<b>19.15%</b>

### 3. Spending - compared to the prior year



### 4. Historical trends of individual departments:

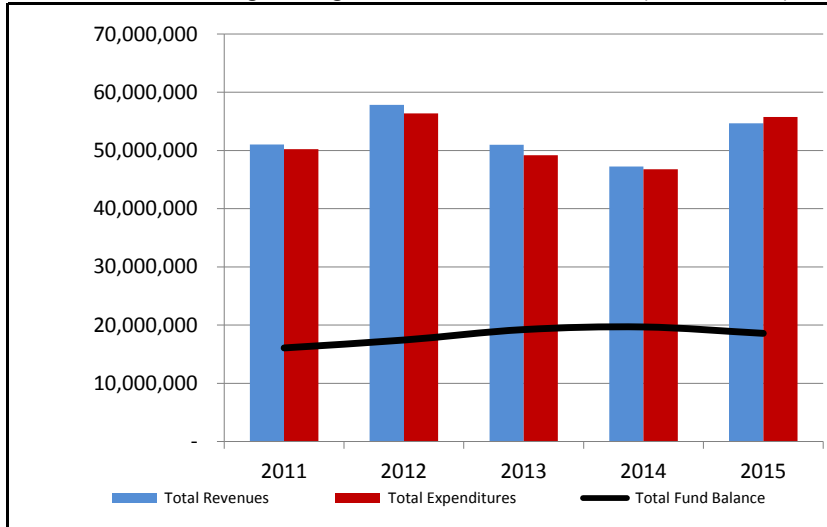


### Commentary:

For more information on our unit's finances, contact Wm K Furry at 269-324-9267.

**CITIZENS' GUIDE TO LOCAL UNIT FINANCES - Portage - Kalamazoo**

1. How have we managed our governmental fund resources (fund balance)

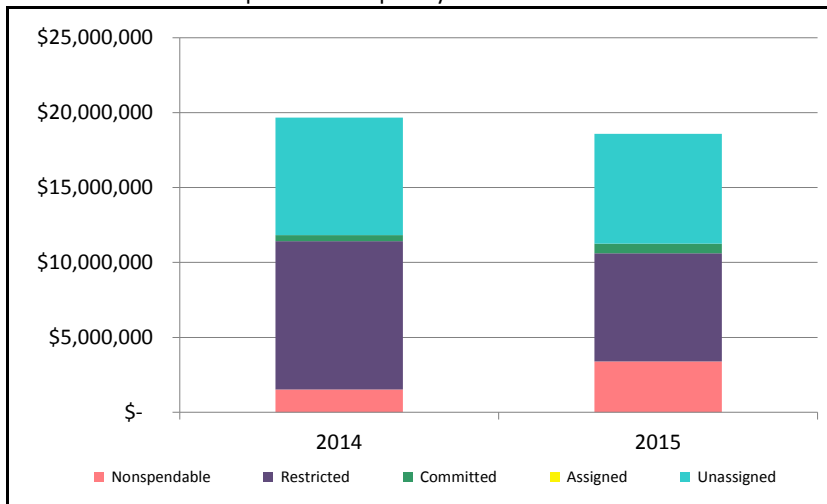


2. Compared to the prior year

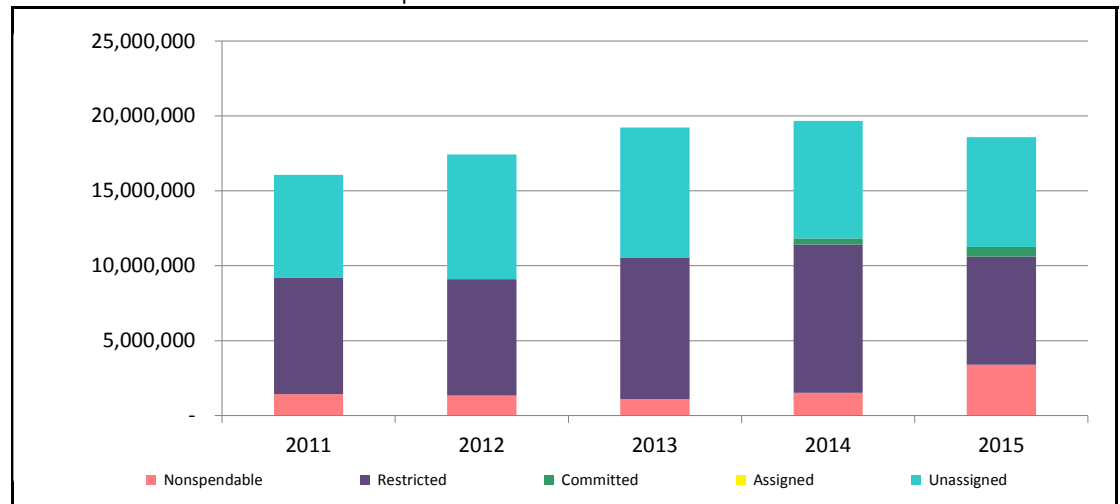
	2014	2015	Change
Revenues	\$ 47,234,185	\$ 54,644,670	15.69%
Expenditures	\$ 46,782,673	\$ 55,743,337	19.15%
Surplus (Shortfall)	\$ 451,512	\$ (1,098,667)	-343.33%

Fund balance, by component:	2014	2015	Change
Nonspendable	\$ 1,522,255	\$ 3,400,065	123.36%
Restricted	\$ 9,892,742	\$ 7,203,623	-27.18%
Committed	\$ 418,478	\$ 652,691	55.97%
Assigned	\$ -	\$ -	N/A
Unassigned	\$ 7,843,754	\$ 7,322,183	-6.65%
Total Fund Balance	\$ 19,677,229	\$ 18,578,562	-5.58%

3. Fund balance - compared to the prior year



4. Historical trends of individual components

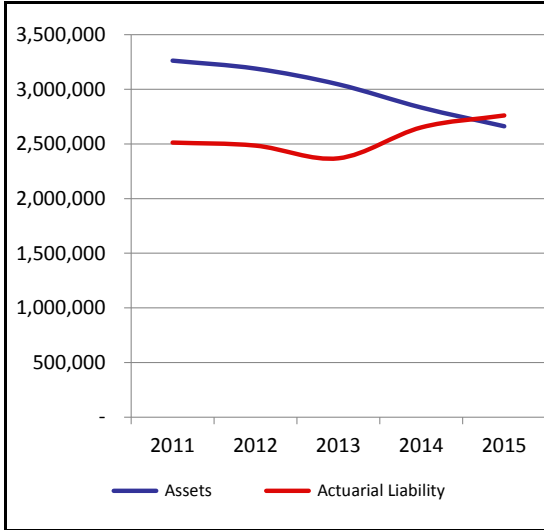


Commentary:

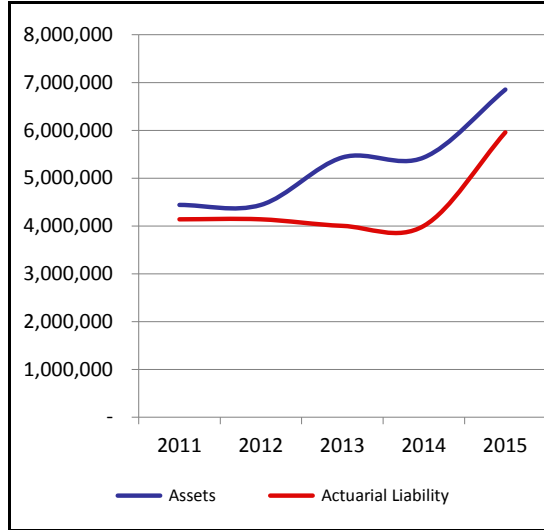
For more information on our unit's finances, contact Wm K Furry at 269-324-9267.

**CITIZENS' GUIDE TO LOCAL UNIT FINANCES - Portage - Kalamazoo**

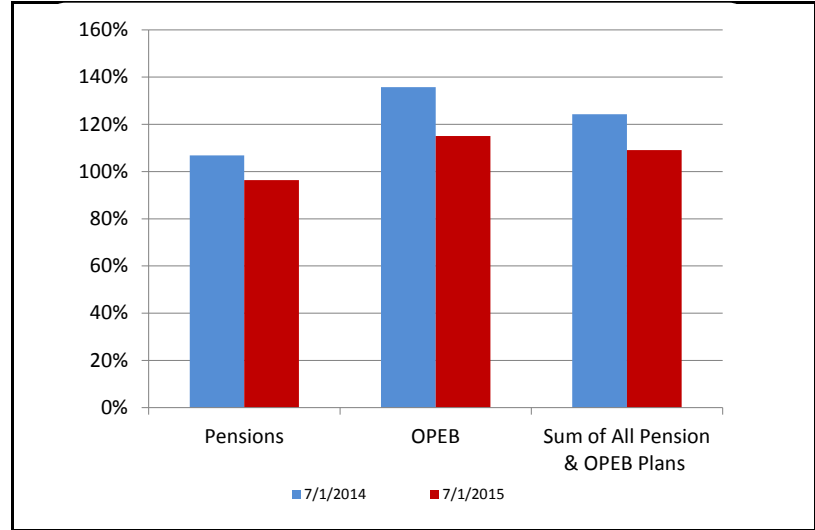
1. Pension funding status



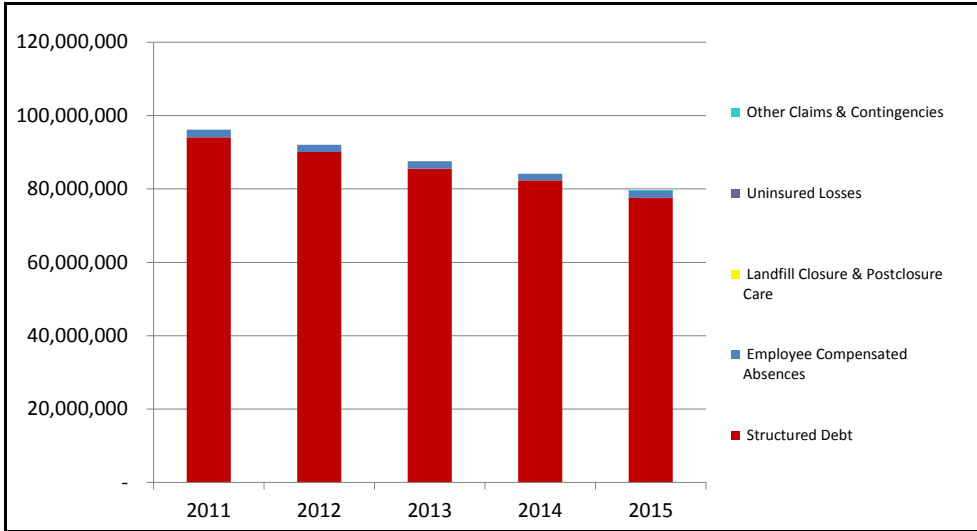
2. Retiree Health care funding status



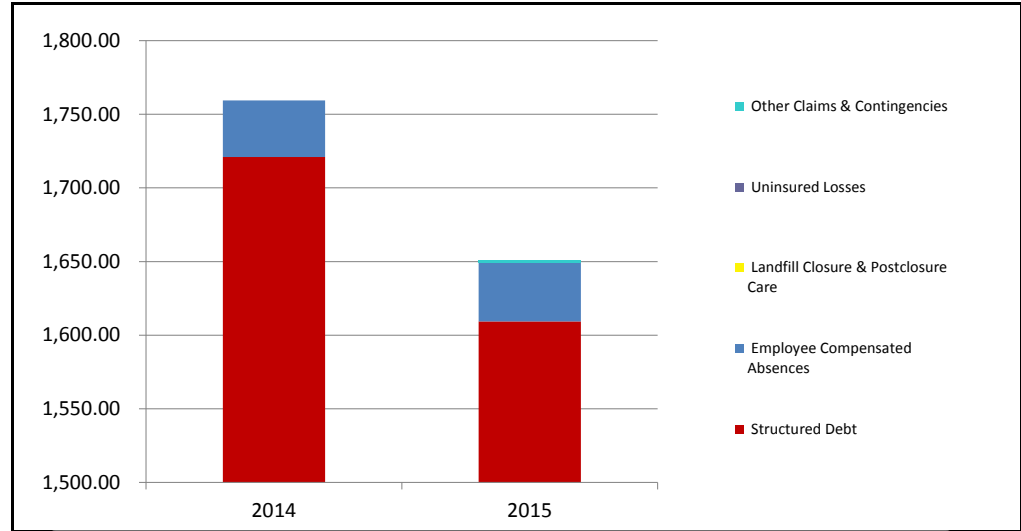
3. Percent funded - compared to the prior year



4. Long Term Debt obligations:



5. Debt & other long term obligations per capita - compared to the prior year



Commentary:

For more information on our unit's finances, contact Wm K Furry at 269-324-9267.